

# Default Report

AGLSP Member Survey, Part 1

September 19th 2017, 3:44 pm CDT

Q4 - List the official name(s) of the degree(s) your program offers.

List the official name(s) of the degree(s) your program offers.

MALS

Master of Liberal Arts

MALS

Master of Arts in Liberal Studies

Masters of Arts in Liberal Studies

Master of Arts in Liberal Studies, MALS

Master of Liberal Arts & Science

MA Humanities

-Master of Arts in Liberal Studies

-Master of Arts/Master of Science in Interdisciplinary Studies

Test Degree

Master of Liberal Studies

Master of Liberal Studies in Film Analysis

Q4 - List the official name(s) of the degree(s) your program offers.

List the official name(s) of the degree(s) your program offers.

Master of Liberal Studies  
Diploma in Liberal Studies

Master of Arts in Liberal Studies (MALS)

Master of Arts in Applied Arts and Sciences

MA in Integrated Studies

Master of Liberal Studies, Doctor of Liberal Studies and Certificate of Advanced Graduate Study

Master of Liberal Arts

Masters of Arts in Liberal Studies

Master of Arts in Liberal Studies

MA in Liberal Studies  
Certificate in American Studies  
Certificate in Peace and Justice Studies  
Certificate in Ancient Worlds  
Certificate in Great Books  
Post-Masters Certificate in Interdisciplinary Studies

Masters of Interdisciplinary Arts and Science

## Q4 - List the official name(s) of the degree(s) your program offers.

List the official name(s) of the degree(s) your program offers.

Master of Arts in Liberal Studies

Master of Arts in Humanities  
Certificate in Humanities

Master of Liberal Arts

Master of Liberal Arts

Master's in Liberal Studies

Master of Liberal Arts

Master of Liberal Studies

Master of Arts in Liberal Studies (MALS)  
Master of Philosophy in Liberal Arts (MPhil)

Master of Liberal Arts (MLA)  
Master of Philosophy in Liberal Arts (MPhil)

MA in Humanities  
Graduate Certificate in Appalachian Studies  
Graduate Certificate in Women's Studies

Masters in Interdisciplinary Studies

Q4 - List the official name(s) of the degree(s) your program offers.

List the official name(s) of the degree(s) your program offers.

masters in liberal studies

Master of Arts in Liberal Studies

Master of Arts in Liberal Arts and Sciences (MALAS)

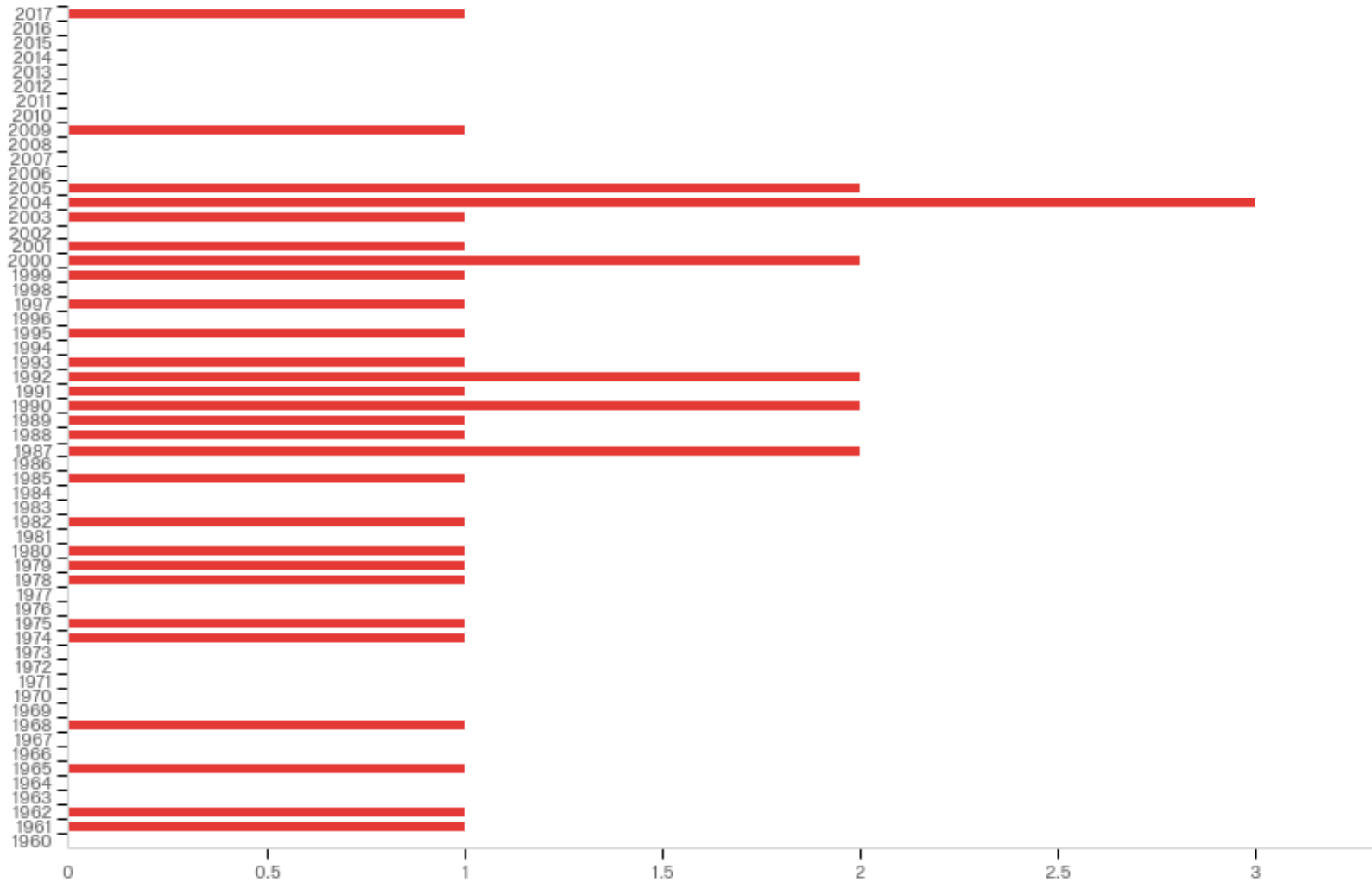
M.A.L.S.

MA Interdisciplinary Studies

MS Interdisciplinary Studies

Certificate, GIS

Q5 - From the select box below, indicate the year your program began.



Q5 - From the select box below, indicate the year your program began.

#	Answer	%	Count
1	2017	2.86%	1
2	2016	0.00%	0
3	2015	0.00%	0
4	2014	0.00%	0
5	2013	0.00%	0
6	2012	0.00%	0
7	2011	0.00%	0
8	2010	0.00%	0
9	2009	2.86%	1
10	2008	0.00%	0
11	2007	0.00%	0

Q5 - From the select box below, indicate the year your program began.

#	Answer	%	Count
12	2006	0.00%	0
13	2005	5.71%	2
14	2004	8.57%	3
15	2003	2.86%	1
16	2002	0.00%	0
17	2001	2.86%	1
18	2000	5.71%	2
19	1999	2.86%	1
20	1998	0.00%	0
21	1997	2.86%	1
22	1996	0.00%	0



Q5 - From the select box below, indicate the year your program began.

#	Answer	%	Count
23	1995	2.86%	1
24	1994	0.00%	0
25	1993	2.86%	1
26	1992	5.71%	2
27	1991	2.86%	1
28	1990	5.71%	2
29	1989	2.86%	1
30	1988	2.86%	1
31	1987	5.71%	2
32	1986	0.00%	0
33	1985	2.86%	1

Q5 - From the select box below, indicate the year your program began.

#	Answer	%	Count
34	1984	0.00%	0
35	1983	0.00%	0
36	1982	2.86%	1
37	1981	0.00%	0
38	1980	2.86%	1
39	1979	2.86%	1
40	1978	2.86%	1
41	1977	0.00%	0
42	1976	0.00%	0
43	1975	2.86%	1
44	1974	2.86%	1

Q5 - From the select box below, indicate the year your program began.

#	Answer	%	Count
45	1973	0.00%	0
46	1972	0.00%	0
47	1971	0.00%	0
48	1970	0.00%	0
49	1969	0.00%	0
50	1968	2.86%	1
51	1967	0.00%	0
52	1966	0.00%	0
53	1965	2.86%	1
54	1964	0.00%	0
55	1963	0.00%	0

Q5 - From the select box below, indicate the year your program began.

#	Answer	%	Count
56	1962	2.86%	1
57	1961	2.86%	1
58	1960	0.00%	0
	Total	100%	35

## Q6 - What is your program mission?

### What is your program mission?

The Master of Arts in Liberal Studies (MALS) at NC State is a unique graduate program that allows students to create individualized programs of study around a topic of their choice. In contrast to traditional disciplinary or professional studies, the MALS degree allows students to explore and connect their diverse interests in a personalized way, that complements their life and career goals.

Since 1962, our mission has remained focused on the creation of a dynamic and energetic learning community rooted in an understanding of how people have attempted throughout history to comprehend and understand the breadth of human experience. Students are asked to cultivate their understanding of humanity beyond any one disciplinary specialization, and to challenge complacency of thought through an engaged appreciation of the diverse cultural and aesthetic heritage that has been left to us now by human societies past and present. The MLA thrives on the curiosity, passion, and diversity of its students. Our community of scholars eagerly embraces the Master of Liberal Arts interdisciplinary approach and flexible curriculum to better understand more about the world—and in so doing, learn and understand more about themselves.

To provide courses and a supportive academic settling for adult students pursuing their MA in Liberal Studies

To summarize (and this is not a direct quote in regard to our mission): MALS at ETSU aims to encourage a balance among critical, analytical, and creative ways of thinking and to encourage the same in regard to solving real-world problems.

## Q6 - What is your program mission?

### What is your program mission?

The Reed MALS program models the essence of a liberal arts education with its interdisciplinary approach and focus on the development of critical thinking, writing, and speaking skills. As such, the program expands Reed's academic mission to an adult population of life-long learners who seek a program that is both flexible and broad-based.

MLAS is Nashville's graduate liberal studies program, providing challenging and engaging courses in the humanities, social sciences and the natural sciences. The MLAS program provides stimulating graduate level courses to the community and encourages informed thought, open-mindedness, and active engagement. The program is committed to a diverse, civil, collegial, small-class environment educating the whole person. The Vanderbilt faculty is active in teaching, service, research and is deeply committed to the development of the student, enhancing a natural curiosity through critical thinking, deep reading, and effective communication.

Mount Saint Mary's University offers a dynamic learning experience in the liberal arts and sciences to a diverse student body.

As a Catholic university primarily for women, we are dedicated to providing a superior education enhanced by an emphasis on building leadership skills and fostering a spirit to serve others. Our measure of success is graduates who are committed to using their knowledge and skills to better themselves, their environments, and the world.

Multidisciplinary and Interdisciplinary graduate and professional studies for adults. Development of graduate level academic and professional skills in critical reading, writing in multiple genres and research across disciplines.

## Q6 - What is your program mission?

### What is your program mission?

The Master of Liberal Studies Program will contribute to the mission of Rice University by providing a rigorous, part-time, academic program for adults who, based on a love of learning, desire a graduate-level education in the liberal arts. The MLS program will accomplish this by offering its students a broad education in the humanities, social sciences and the natural sciences.

The Liberal Studies program provides a common set of objectives for all its degree candidates. These include:

- An understanding of the multidisciplinary nature of knowledge and an appreciation of the value of a multidisciplinary approach to scholarship.
- A multidisciplinary course of study for the student seeking intellectual development, personal enrichment, and the benefits of an advanced liberal arts education.
- An examination of significant ideas and contemporary issues from the perspectives of the fine arts, humanities, social and natural sciences.
- An integrative educational experience addressing the student's personal and professional goals.
- A deeper understanding of self, nature, and society.
- Opportunities to sharpen critical thinking and communication skills.

To encourage innovative graduate studies across traditional disciplinary boundaries with emphasis on application to solving real-world problems.

Graduates of the MA-IS should be able to recognize characteristics of the natural sciences, social sciences, and the humanities and apply interdisciplinary approaches to understand complex problems. Graduates should be able to identify categories of

## Q6 - What is your program mission?

### What is your program mission?

The Master of Liberal Arts program endorses the university's mission statement and strives to further the general institutional commitment to promote lifelong learning, to confront the critical issues of society, and to seek justice and peace.

The MLA program assumes that the fundamental issues of human experience cannot be understood adequately from a single disciplinary perspective. Thus, the MLA program casts a wide net over human affairs, probes the most significant issues of the human spirit, promotes intellectual integration and thereby assists the individual's quest for meaning.

Ultimately, the program aspires to develop creative and critical leadership that is informed by a deep appreciation of and strong dedication to ethical and civic responsibilities, artistic sensibilities, spiritual possibilities and intellectual achievements.

MALS is an interdisciplinary Liberal Studies degree unique to each student. We guide our students through a program of study that crosses graduate departments and improves their knowledge, communication, and critical thinking skills around a specific topic of interest. A MALS degree from UNC Charlotte strengthens graduates in their personal intellectual growth, contribution to society, and performance in their vocation.

To provide graduate liberal arts education tailored to students personal and professional needs.

The mission of Graduate Liberal Studies is to permit students with a wide range of interests to



## Q6 - What is your program mission?

### What is your program mission?

The program integrates the sociology of knowledge, philosophy, social and political theory, history, cultural studies, anthropology and systems theory to shed light on domains of public action. Our concept of interdisciplinary studies is founded on a recognition that our experience of phenomena--such as the public problems of poverty, violence, social justice or environmental degradation--do not come in neatly bounded, disciplinary or professional packages. The graduate courses offer opportunities to pursue concrete questions of interest across a wide range of fields, spanning the humanities, social sciences and environmental sciences, with special emphasis on the relation of knowledge to public action.

Cultivate a deeper understanding of the connection between the individual, the community, and the world and to develop the habit of rigorous reflective thinking and the skill to write in a compelling way about timeless ideas and contemporary issues.

The Master of Liberal Arts program provides learners with a unique opportunity to pursue a highly customized course of graduate-level study, developed according to their own interests, while building broad analytical and problem solving skills that reach across the boundaries of academic disciplines. The program is designed for early- and mid-career students who seek to build both their knowledge base and communication skills as well as mature learners who seek intellectual stimulation outside of traditional graduate programs. The MLA degree is based on the philosophy that fundamental human questions cannot be addressed adequately from any one disciplinary vantage point, and that exploring multiple perspectives can yield discoveries, insights, and personal growth in greater measure than can be obtained from any one perspective alone.

## Q6 - What is your program mission?

### What is your program mission?

To provide continued liberal arts education both for our students at the University as well the broader community as well.

The Master of Liberal Arts allows graduate-level students to participate in a varied and rich student and faculty network across different generations, academic interests and professional ambitions. You can tailor your own course of study based on your academic interests, professional objectives, and personal goals while selecting from a broad range of course offerings without being confined to a single department or discipline. This program will challenge you intellectually, improve your analytical, research, and writing skills, and open doors to new career possibilities.

The Master of Liberal Studies (MLS) Program at The University of Toledo seeks to provide an intellectually challenging and academically rigorous education to non-traditional students.

By its very nature the MLS Program encourages interdisciplinary thinking and respects diverse philosophical and methodological approaches to knowledge.

Recognizing the unique challenges facing non-traditional students the MLS program attempts to provide course offerings at convenient times and in a variety of delivery formats.

Please note- Wesleyan's GLS program began in 1953, I think it was the first of its kind! Our mission is to provide access to Wesleyan's gifted faculty and premier liberal arts education to adults in the region seeking personal enrichment and professional advancement.

## Q6 - What is your program mission?

### What is your program mission?

The Master of Liberal Arts (MLA) Program is an interdisciplinary graduate program in the University of Pennsylvania's College of Liberal and Professional Studies (LPS) which enables intellectually and academically talented graduate students to develop an interdisciplinary program of study in the arts and sciences and to develop the knowledge base, research tools, and communication skills to address complex issues from multiple perspectives.

The Graduate Humanities Program is a multidisciplinary program bringing together students and faculty from a variety of backgrounds to collaboratively explore the interdisciplinary intersections of the arts, historical, cultural, and literary studies within an open, exploratory, and experimental graduate-level educational environment. For more on the mission, see <http://www.marshall.edu/graduatehumanities/about/history-and-mission/>

Students who have completed the MIS program will demonstrate:

- understanding of the methods of intellectual inquiry in multiple disciplines
- development of broader knowledge base with sufficient depth
- improved ability to critically analyze information
- ability to synthesize knowledge to examine complex issues
- capacity to apply learning to make informed decisions
- ability to communicate effectively

seeing the world in new ways

liberal arts

## Q6 - What is your program mission?

### What is your program mission?

People stop us in the streets all the time and ask us, "What is MALAS?"

Here's our vision: The Master of Arts in Liberal Arts and Sciences (MALAS) is an always-evolving, interdisciplinary cultural studies graduate MA program based in the College of Arts and Letters at San Diego State University.

Interdisciplinary Studies and Cultural Studies mean many things to different people. Like most Interdisciplinary Studies academic programs, MALAS graduate students pursue coursework that combines two or more traditional fields from the university; for example, consider the case of a recent MALAS graduate who devised a program of study focused on biology, but with parallel coursework in 20th century history. Or, take another case: a graduate student whose work studied contemporary social rebellions (the Occupy movement; Burning Man), but who was also keen to study, simultaneously, recent trends in visual culture (film, streaming media). In both cases, the students wanted to study cultural phenomena comparatively, but they also wanted to change the world, to leave it a better place than the way they found it.

This epitomizes the MALAS ideal--inventing programs of study that are also blueprints for action: a determination to study and be an activist/engine/enzyme for change here in San Diego and beyond. With MALAS you are not trapped within the legendary ivory tower--far from that, you learn how to translate your research into public engagement with the surrounding community in California and beyond.

ways if seeing coverOur dynamic MA degree provides graduate students with an extraordinary

## Q6 - What is your program mission?

### What is your program mission?

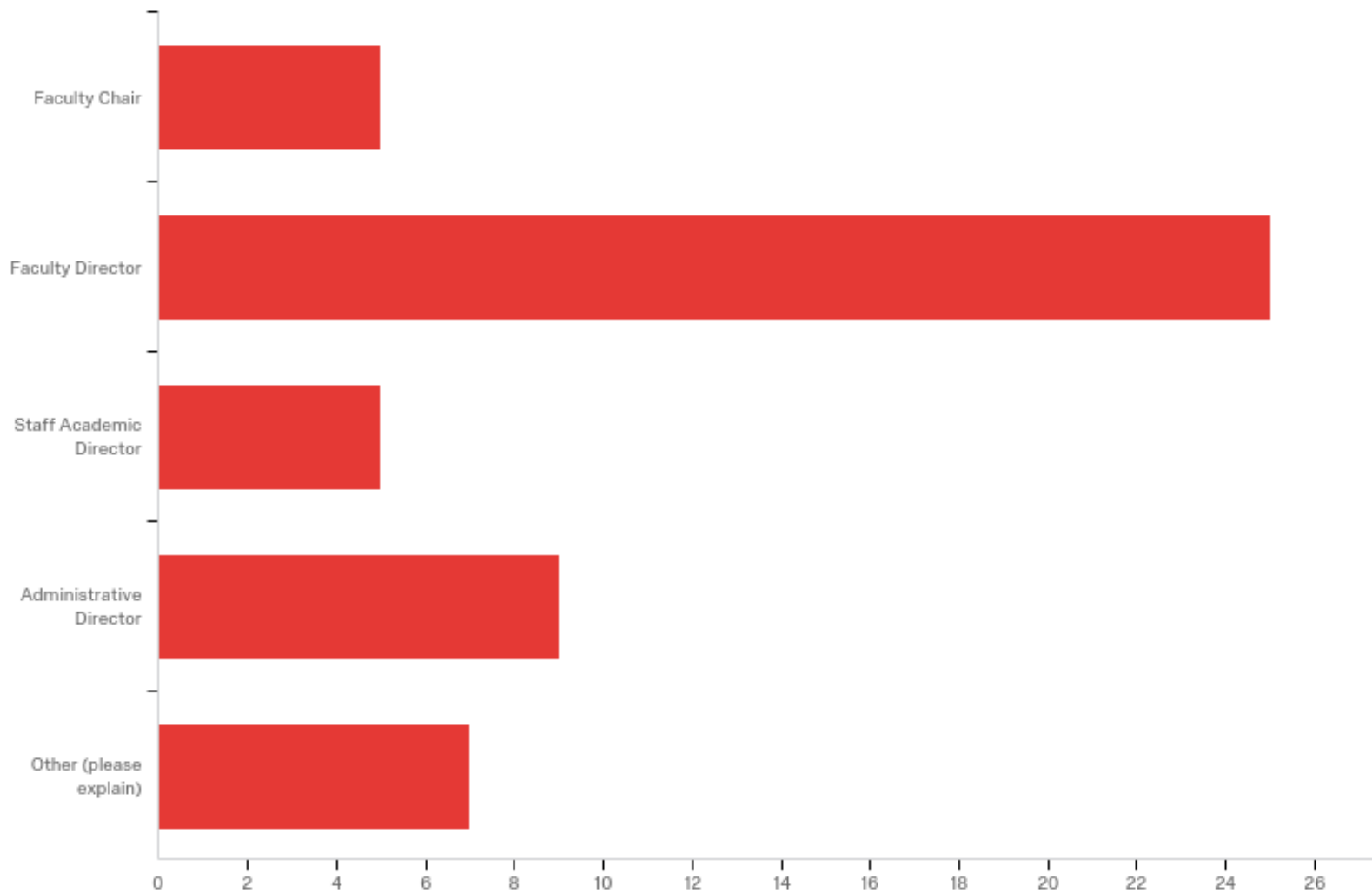
Loyola's graduate program in liberal studies (M.A.L.S.) prepares students with a broad spectrum of interests and experience to engage with the critical issues in society today.

What will I learn?

- Think critically and communicate effectively
- Speak and write with clarity, precision, and authority
- Qualitatively analyze texts and ideas
- Understand and situate cultural and literary historical events and concepts
- Understand and appreciate the nuances of diverse philosophical and analytical traditions  
(from our website)

to provide individualized, interdisciplinary degrees for students whose goals and needs cannot be met through traditional disciplines

# Q7 - What is your organizational structure (select all that apply)?



## Q7 - What is your organizational structure (select all that apply)?

#	Answer	%	Count
1	Faculty Chair	9.80%	5
2	Faculty Director	49.02%	25
3	Staff Academic Director	9.80%	5
4	Administrative Director	17.65%	9
5	Other (please explain)	13.73%	7
	Total	100%	51

## Q7 - What is your organizational structure (select all that apply)?

### Other (please explain)

Faculty Associate Director

The MALS director serves as program administrator, as well as faculty member who teaches courses in the program.

Program Director

Assistant director

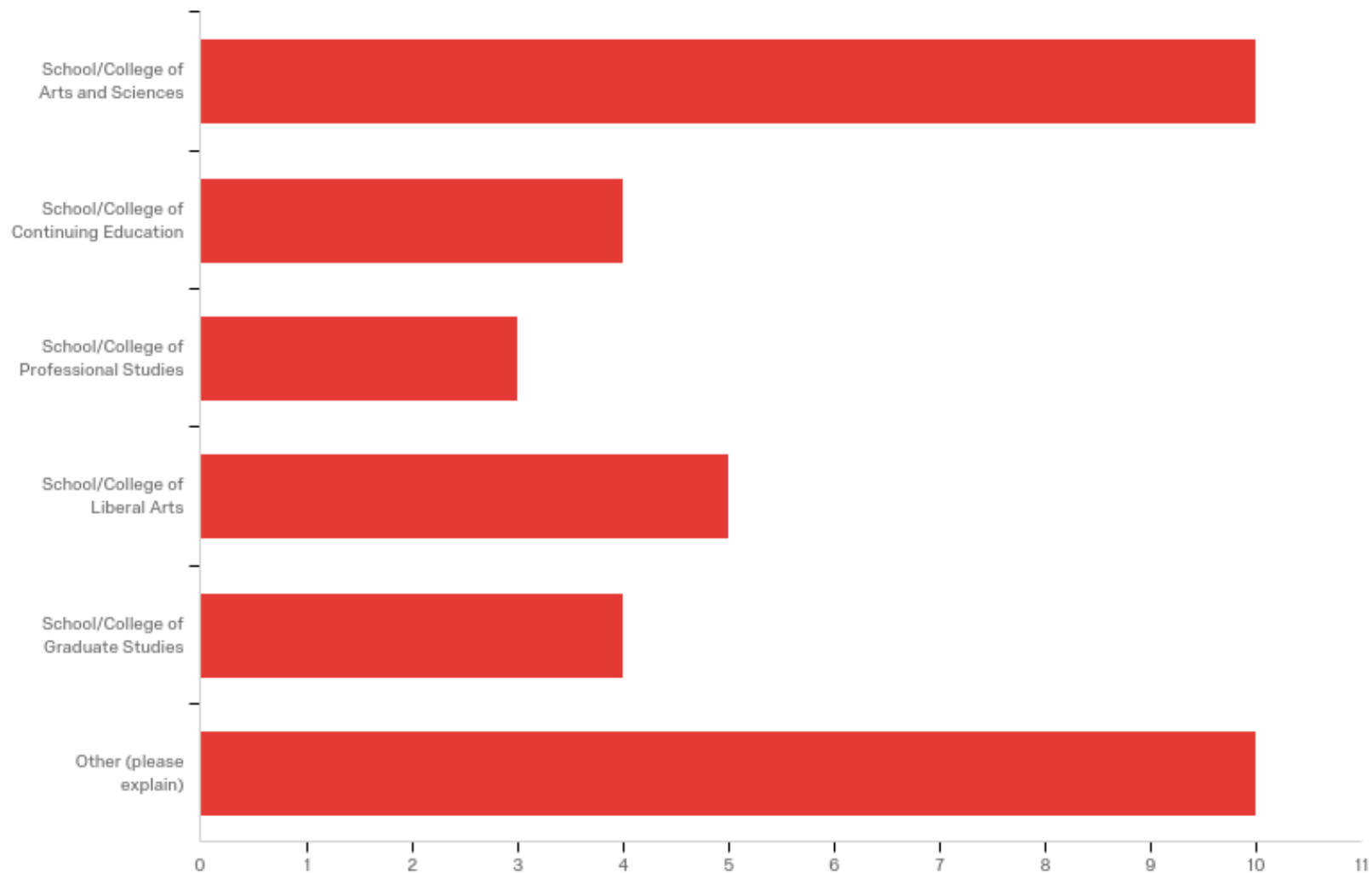
Associate and Assistant Directors

Faculty Oversight Committee

academic advisor, application advisor, graduation advisor



## Q8 - Where does your program live?



## Q8 - Where does your program live?

#	Answer	%	Count
1	School/College of Arts and Sciences	27.78%	10
2	School/College of Continuing Education	11.11%	4
3	School/College of Professional Studies	8.33%	3
4	School/College of Liberal Arts	13.89%	5
5	School/College of Graduate Studies	11.11%	4
6	Other (please explain)	27.78%	10
	Total	100%	36

## Q8 - Where does your program live?

### Other (please explain)

College of Humanities & Social Sciences

Faculty of Arts and Social Sciences

Department of Special Programs

College of Liberal Arts and Social Sciences

School of Education and Human Development

School of Education

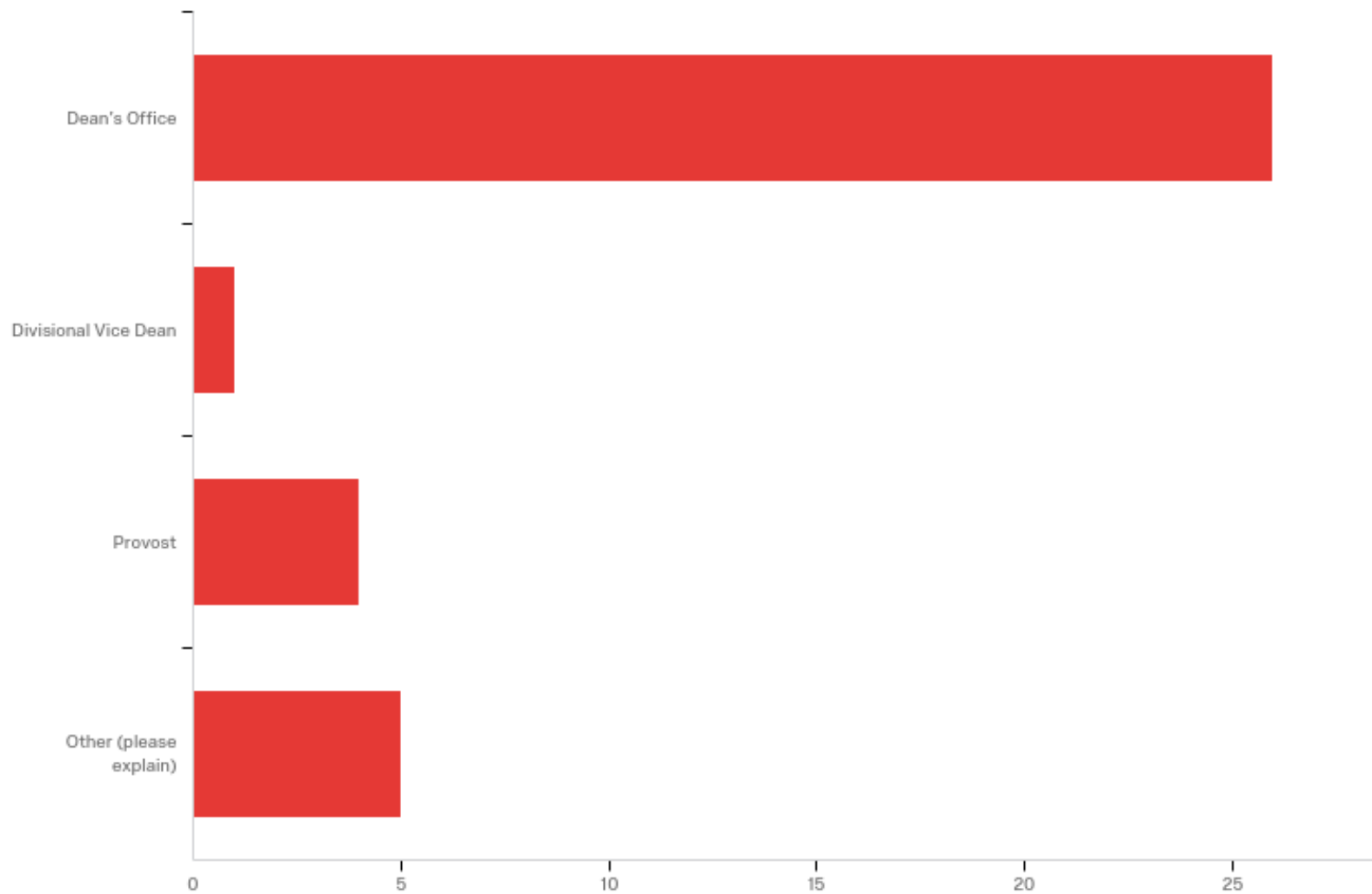
School of Interdisciplinary Arts and Science

University College

School of Continuing and Professional Studies

CAL, College of Arts and Sciences

# Q11 - Where do you report?



## Q11 - Where do you report?

#	Answer	%	Count
1	Dean's Office	72.22%	26
2	Divisional Vice Dean	2.78%	1
3	Provost	11.11%	4
4	Other (please explain)	13.89%	5
	Total	100%	36

## Q11 - Where do you report?

### Other (please explain)

Divisional Associate Dean (AAP)

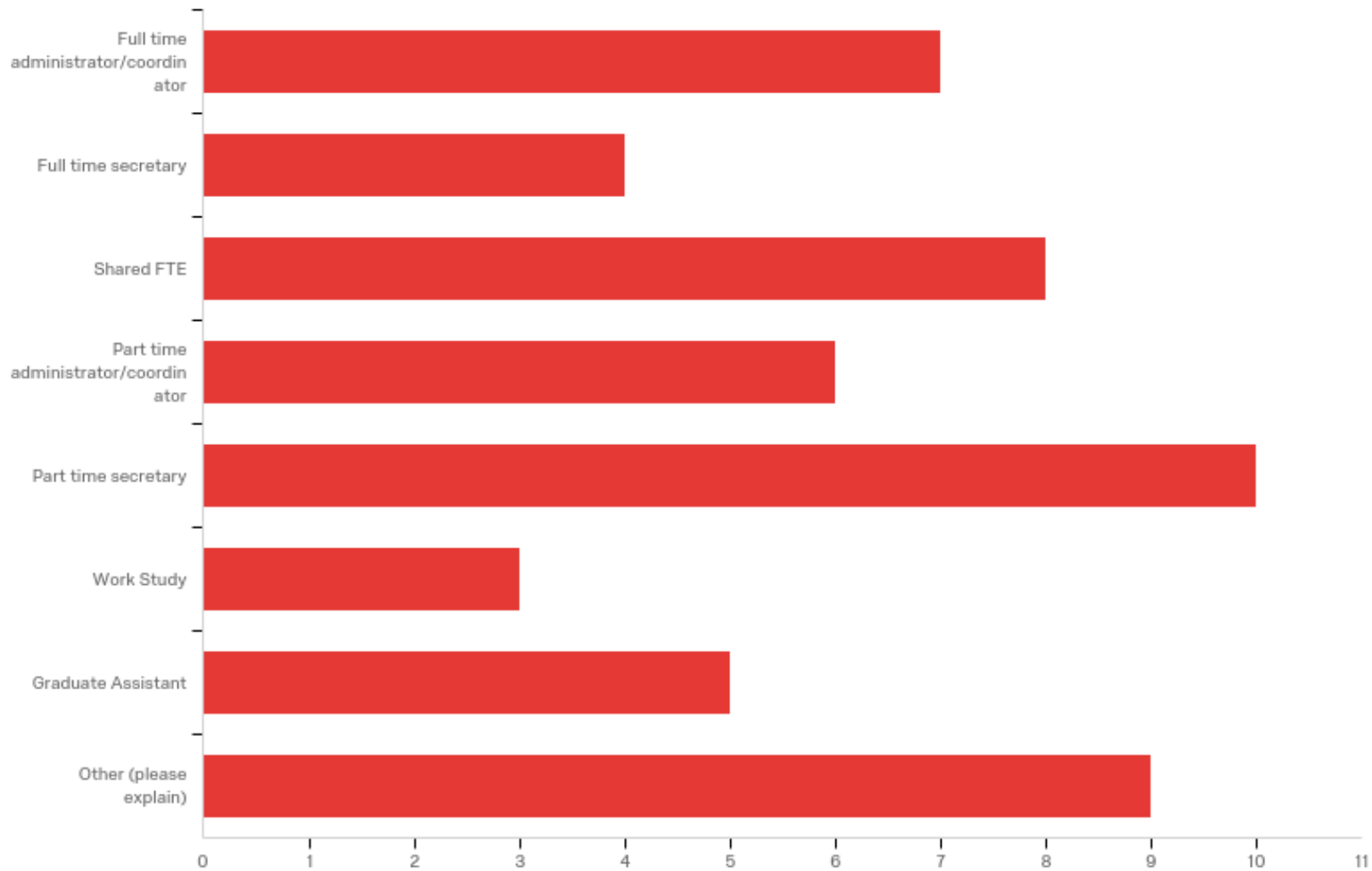
Dean of the Faculty

I report to the Dean of Graduate Studies, who reports to the Dean of the College of Liberal Arts and Sciences

Currently have no Dean

Director of Graduate Studies

# Q13 - Do you have support staff (select all that apply)?



## Q13 - Do you have support staff (select all that apply)?

#	Answer	%	Count
142	Full time administrator/coordinator	13.46%	7
143	Full time secretary	7.69%	4
144	Shared FTE	15.38%	8
145	Part time administrator/coordinator	11.54%	6
146	Part time secretary	19.23%	10
147	Work Study	5.77%	3
148	Graduate Assistant	9.62%	5
149	Other (please explain)	17.31%	9
	Total	100%	52



## Q13 - Do you have support staff (select all that apply)?

### Other (please explain)

Program Assistant

The executive aide who serves MALS also serves undergraduate programs in the SCS.

none

Advisor

Coordination and course selections by scheduler for liberal arts.

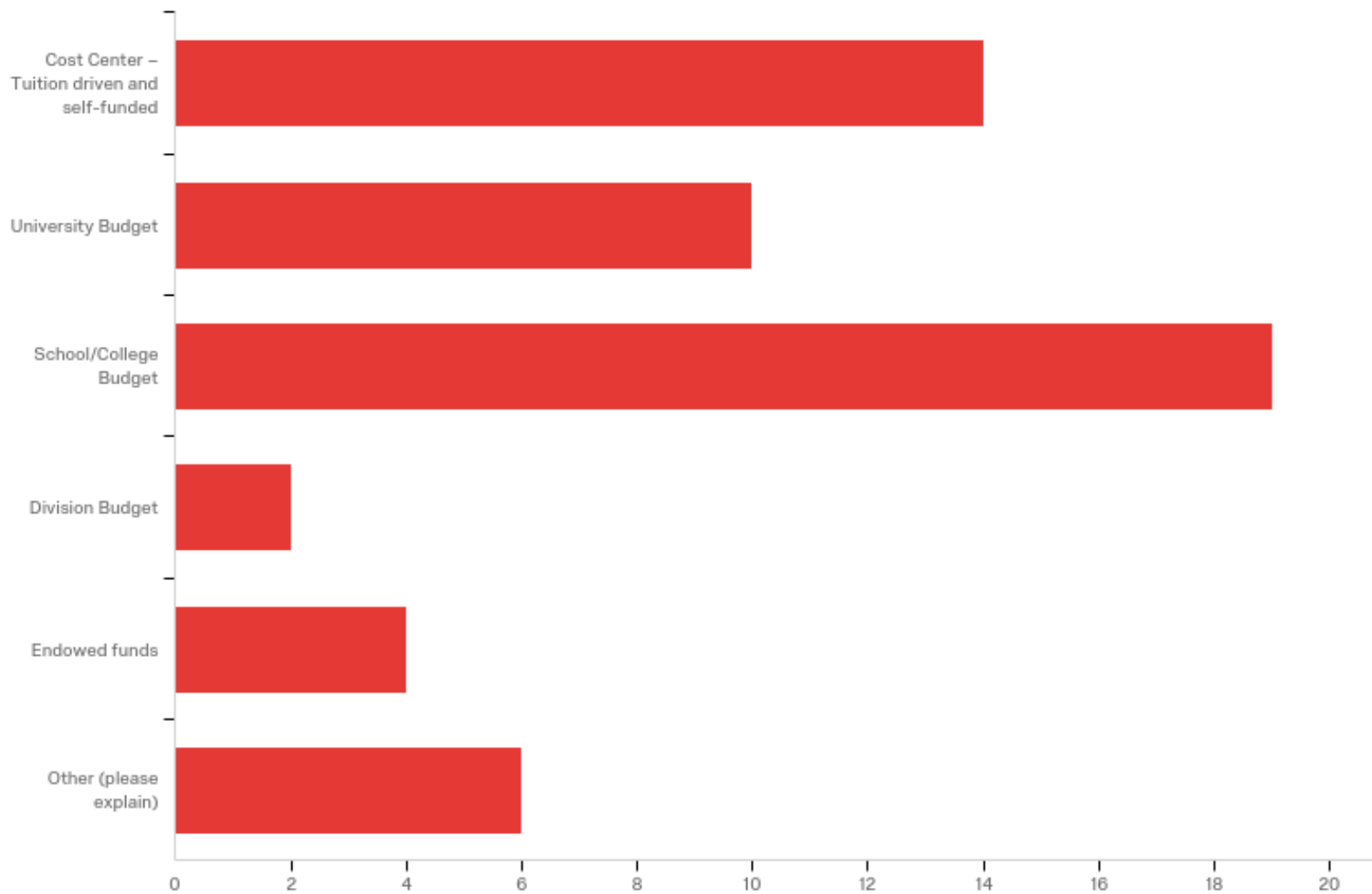
5 Continuing Studies staff: One director, 2 associate directors, 1 admissions coordinator, one administrative assistant

Division Enrollment Management Staff

Part time Program Assistant

none

# Q17 - How is your Program funded (select all that apply)?



## Q17 - How is your Program funded (select all that apply)?

#	Answer	%	Count
1	Cost Center – Tuition driven and self-funded	25.45%	14
2	University Budget	18.18%	10
3	School/College Budget	34.55%	19
4	Division Budget	3.64%	2
5	Endowed funds	7.27%	4
6	Other (please explain)	10.91%	6
	Total	100%	55

## Q17 - How is your Program funded (select all that apply)?

### Other (please explain)

GLS \$2.3 million Endowment

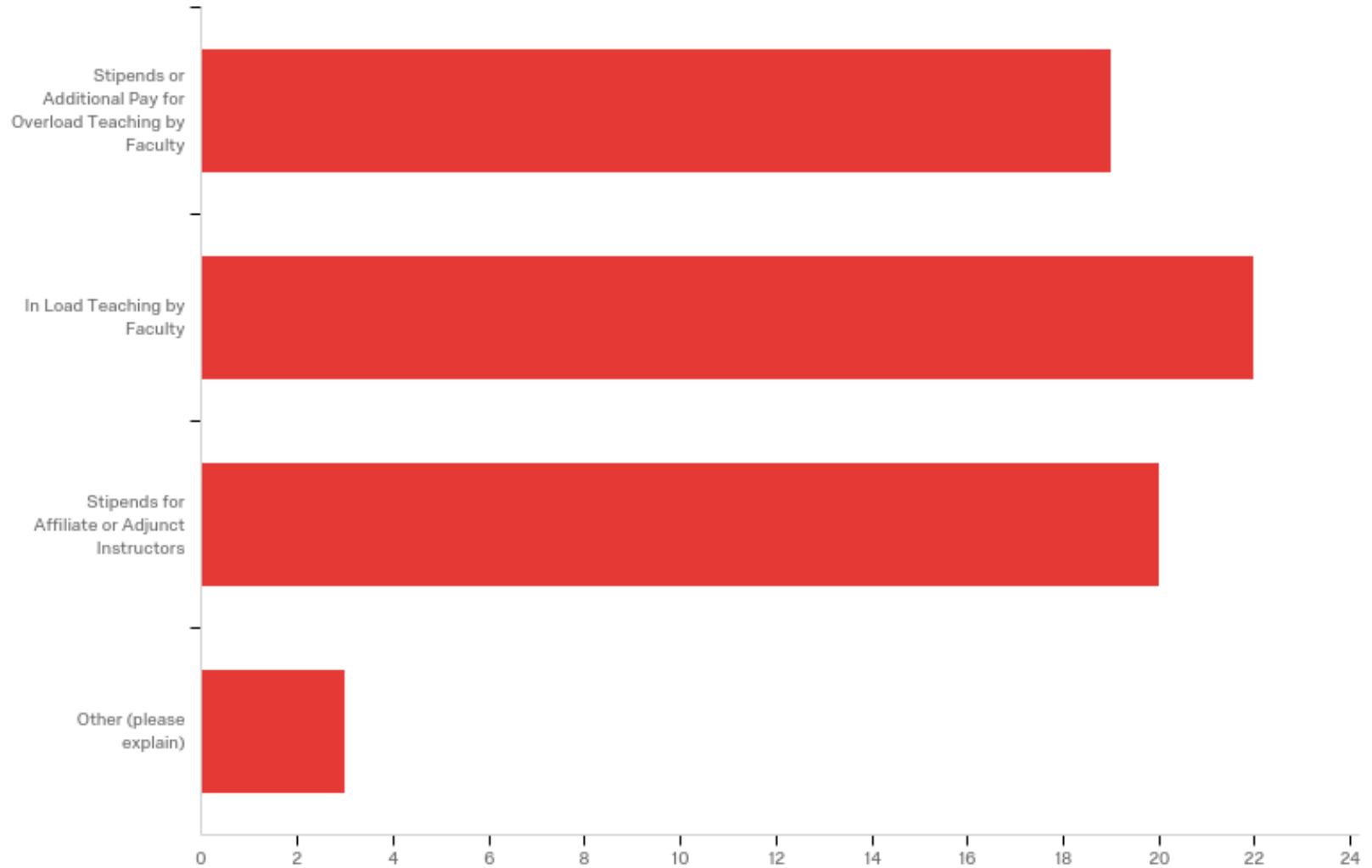
program fees & online fees

In addition to self-funding, we have a net revenue expectation we must meet.

And via partnerships with several local foundations.

Open University Funding

# Q18 - How is your Instructional Budget covered (select all that apply)?



## Q18 - How is your Instructional Budget covered (select all that apply)?

#	Answer	%	Count
1	Stipends or Additional Pay for Overload Teaching by Faculty	29.69%	19
2	In Load Teaching by Faculty	34.38%	22
3	Stipends for Affiliate or Adjunct Instructors	31.25%	20
4	Other (please explain)	4.69%	3
	Total	100%	64

## Q18 - How is your Instructional Budget covered (select all that apply)?

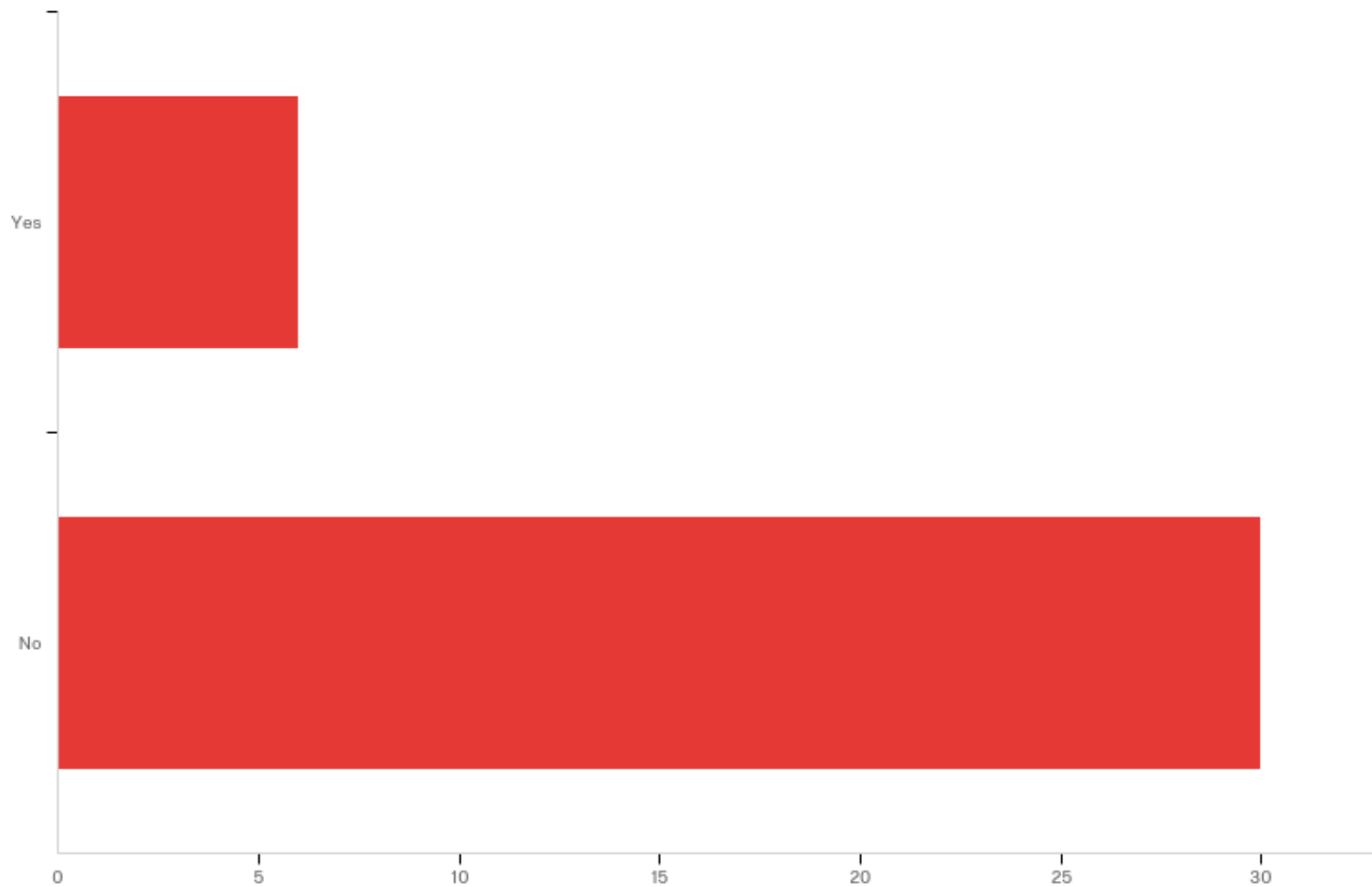
### Other (please explain)

Course buy-outs to instructors' home departments or programs

We have funds to buy faculty members out of course - their programs use the funds to hire an adjunct to replace them in a course.

students take courses through other disciplines; one course is taught (and paid) by CGS

# Q19 - Do you have program fees?





## Q19 - Do you have program fees?

#	Answer	%	Count
1	Yes	16.67%	6
2	No	83.33%	30
	Total	100%	36

## Q20 - How much are your program fees?

### How much are your program fees?

75.00

155.00

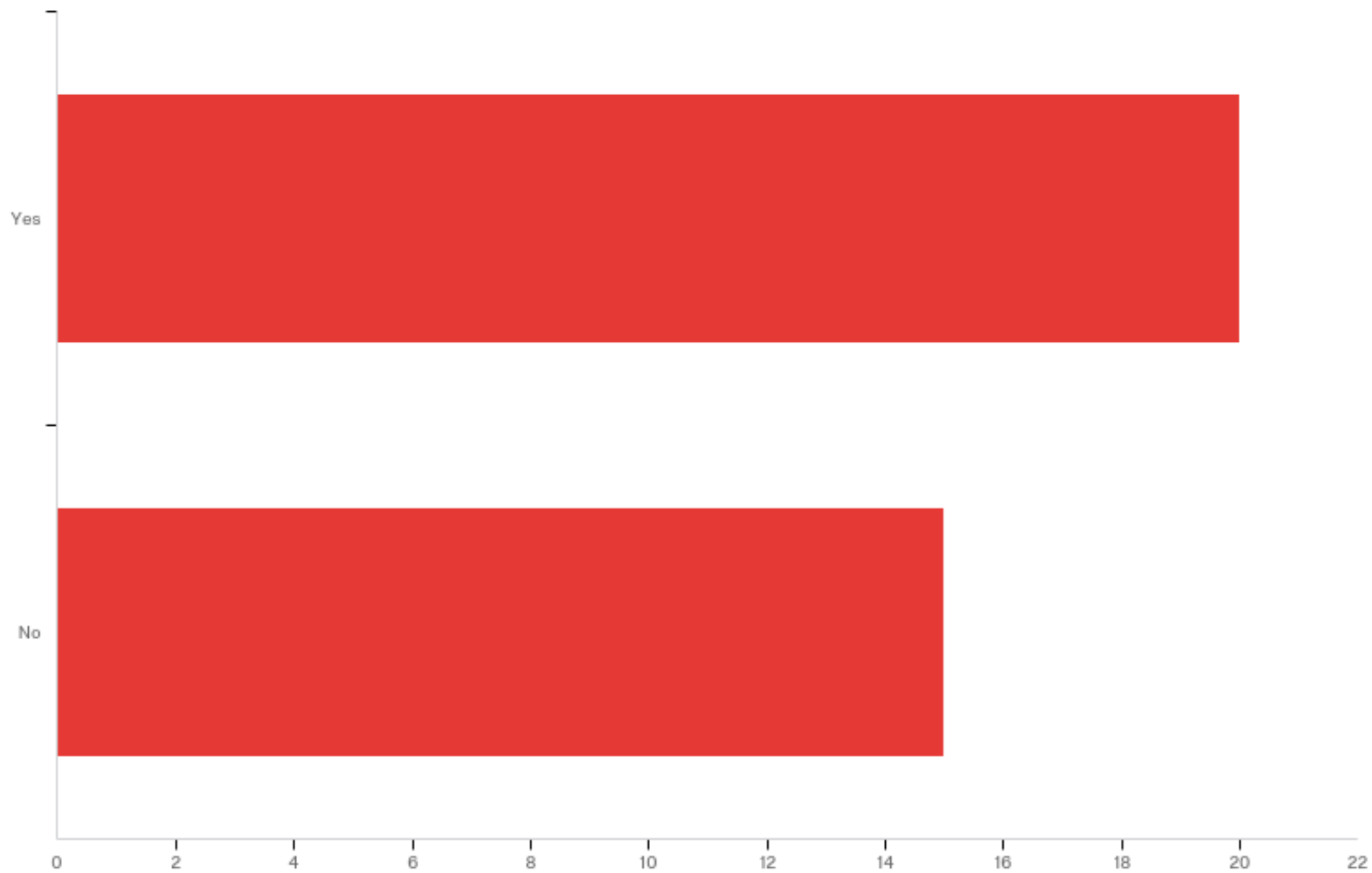
\$200 per credit hour

45.00

\$40/credit hour

OCCASIONAL for some art classes: \$100-\$175, for some supplies. Also a \$100 registration fee per term

# Q21 - Do you offer scholarships?



## Q21 - Do you offer scholarships?

#	Answer	%	Count
1	Yes	57.14%	20
2	No	42.86%	15
	Total	100%	35

## Q22 - How many scholarships do you offer?

### How many scholarships do you offer?

5-10

currently 4

MALS has two tuition scholarships and two graduate assistantships.

One

1

Varies--we get a small amount (actually waivers, not cash) which we can distribute as we see fit

3

1

MA-IS students are eligible for all College-funded and endowed scholarships available to the College's programs

2-3

## Q22 - How many scholarships do you offer?

### How many scholarships do you offer?

three

2 half-tuition, half-stipend graduate assistantships

five

Depends; varies from year to year

2

Only a few.

6

4

1 tied to the assistantship

varies

## Q23 - What is the award amount?

### What is the award amount?

Small (\$500-\$2000)

@\$1350

TS--covers maintenance and tuition, what ever that may be; GA--same, plus \$3700 per semester stipend.

Vaires from \$500 to \$5,000. Average is about \$2,500.

1500

Typically from the cost of 1 or 2 credit hours per term (4 credits = 1 course), sometimes more

1,000

\$4000

typically, \$750 per semester

Between 500-1947

## Q23 - What is the award amount?

### What is the award amount?

Varies, up to cost of tuition for one course

Half Stipend(\$8122) and Fifteen (15) Credits of Tuition Remission

\$1000-1500

Again, varies

\$250 per semester

Upwards of \$1,000 but adjustable

a maximum of 50% of tuition

\$1000

16 hours tuition reimbursement/\$4500 stipend

varies



## Q24 - How many students can you fund?

### How many students can you fund?

5-10

@6

four with our TS and GA awards; but our students often have TS or GA awards in admin offices or other academic depts.

Generally 3 to 5/year

partial funding

Depends how many apply; we typically make small "partial tuition assistance" awards to 2 -3 students

3

1-3

as many as apply (typically, 2-3 per semester)

depends on the year

## Q24 - How many students can you fund?

### How many students can you fund?

up to three

2

five

Varies. None get very much, no more than \$500

4

Perhaps 8-10

12 or so

4

1

we get a fixed amount to distribute as we see fit

Q25 - What percentage of a student's coursework is covered by a scholarship?

**What percentage of a student's coursework is covered by a scholarship?**

<10%

unknown

For TS and GA awards: all except about \$400-\$500 in other fees.

On average, it covers tuition for one course

less than 10%

Typically 1/4 to 1/2 for those funded, which are few. The scholarship is more of a PR/recruitment strategy than a robust way of funding students.

35%

all

20%

roughly 1/3

varies--depends on course load, which is between one and three courses

Q25 - What percentage of a student's coursework is covered by a scholarship?

**What percentage of a student's coursework is covered by a scholarship?**

half of the total 30 credits required for graduation

25-33%

None--amount too small

5%

No figures but less than 5% likely.

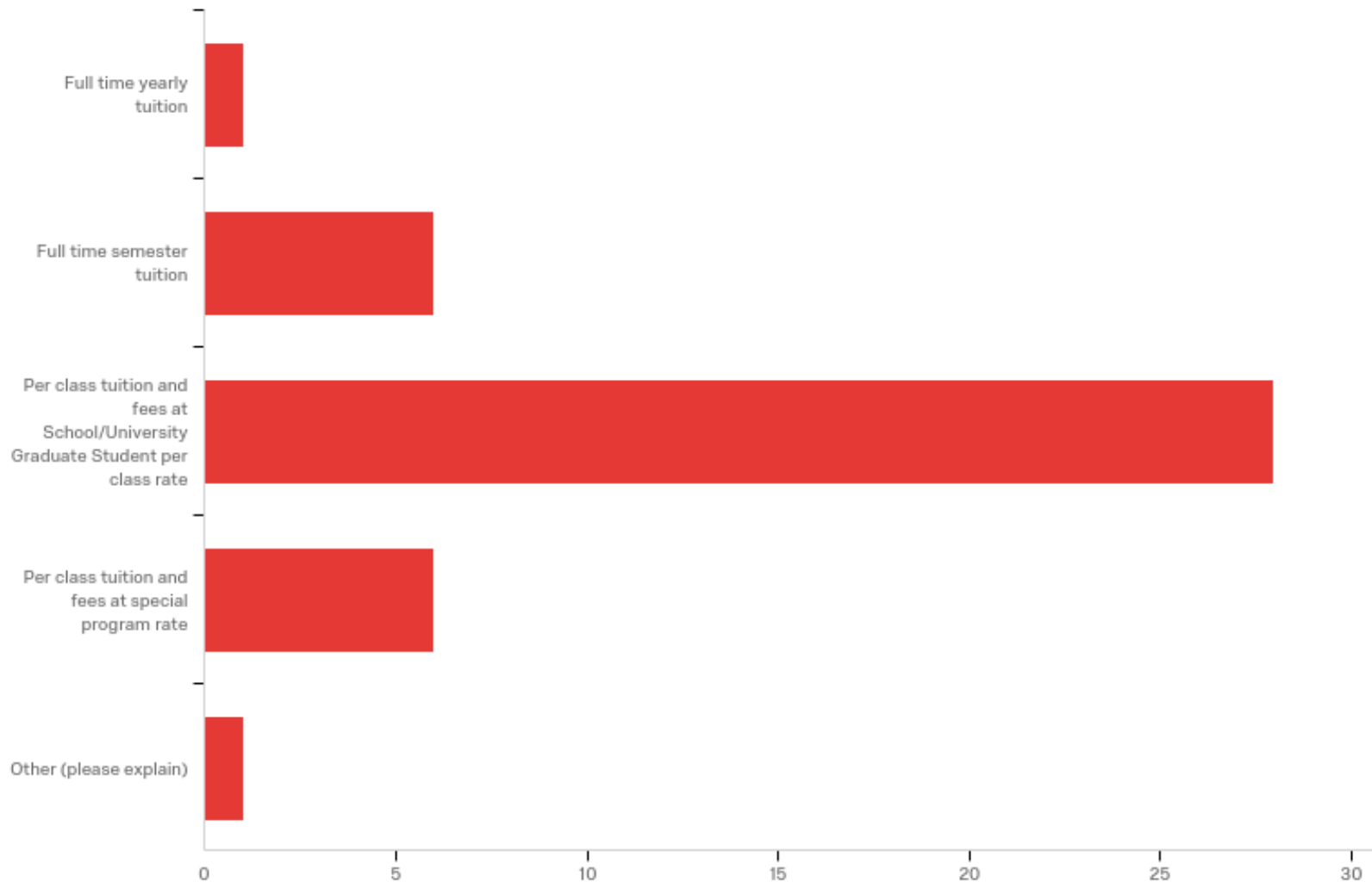
up to 50% of tuition

\$1000 typically pays for the 4-credit hour intro course.

45

varies

## Q26 - What is your fee structure (select all that apply)?



## Q26 - What is your fee structure (select all that apply)?

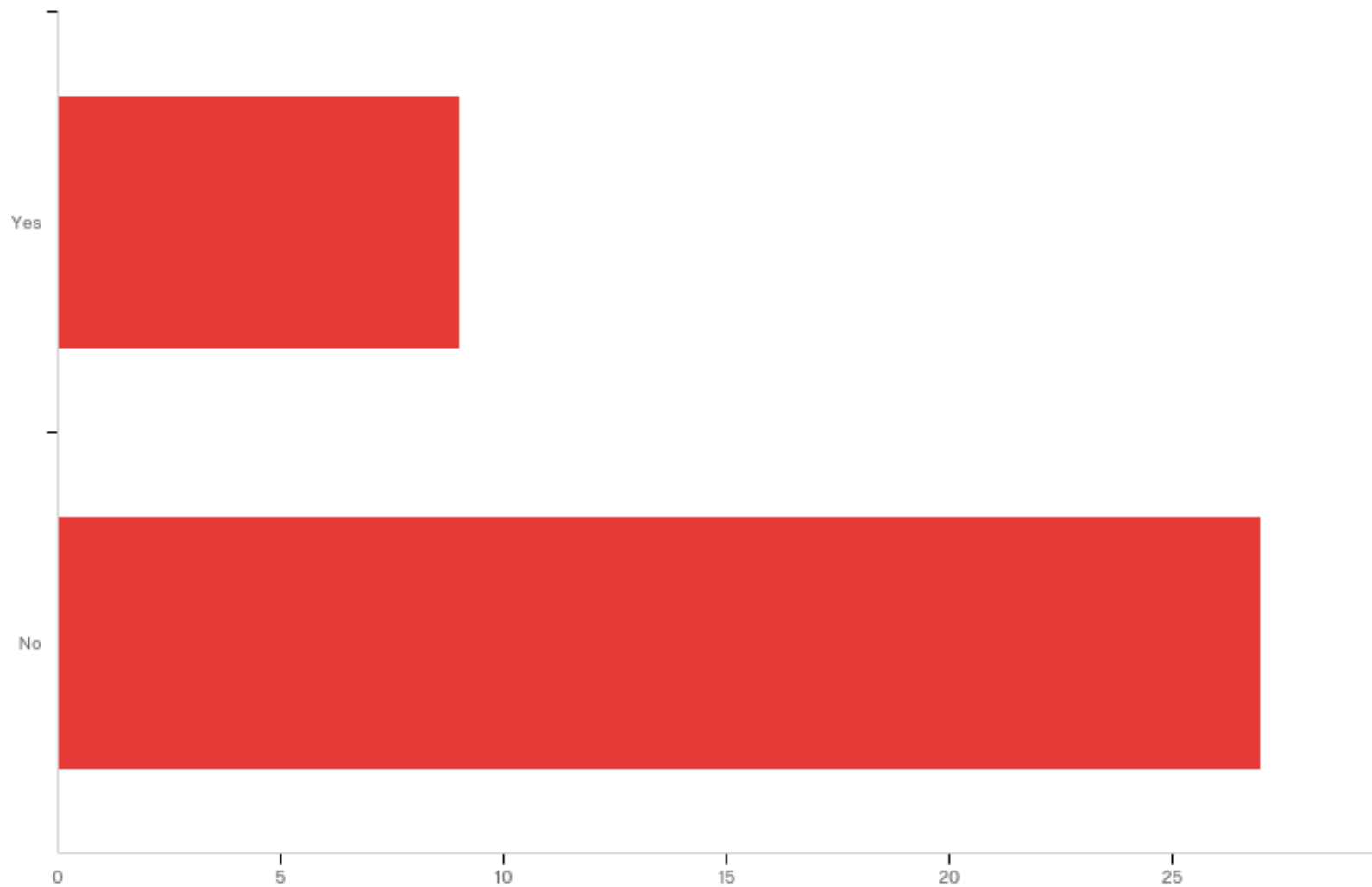
#	Answer	%	Count
1	Full time yearly tuition	2.38%	1
2	Full time semester tuition	14.29%	6
3	Per class tuition and fees at School/University Graduate Student per class rate	66.67%	28
4	Per class tuition and fees at special program rate	14.29%	6
5	Other (please explain)	2.38%	1
	Total	100%	42

Q26 - What is your fee structure (select all that apply)?

**Other (please explain)**

Out of state students completing the archival studies certificate are eligible for a discounted 'e-rate.'

## Q27 - Are there Strategic Discounting efforts?





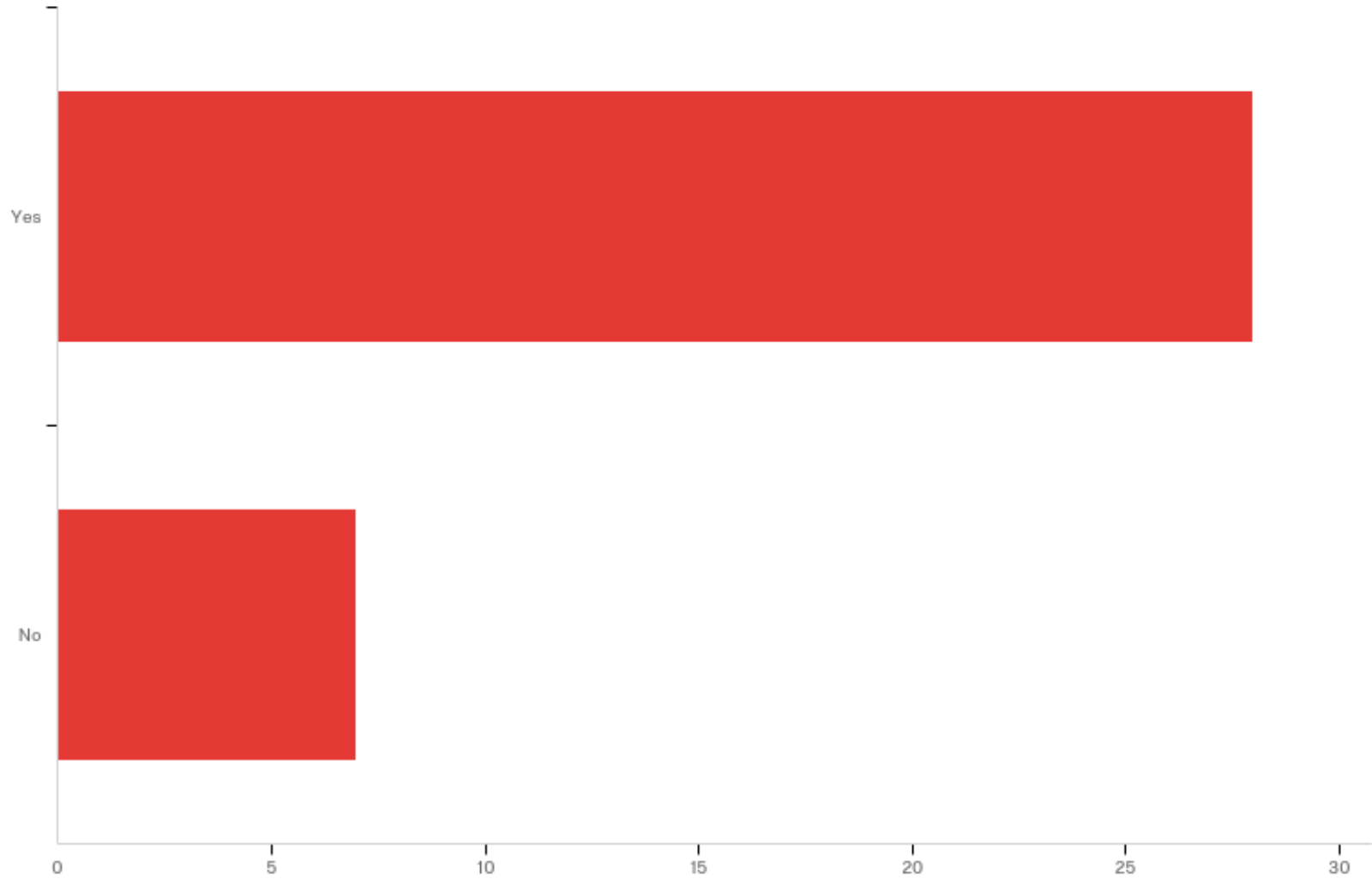
## Q27 - Are there Strategic Discounting efforts?

#	Answer	%	Count
1	Yes	25.00%	9
2	No	75.00%	27
	Total	100%	36

Q28 - If you discount, by what percentage do you discount the tuition rate?

#	Field	Minimum	Maximum	Mean	Std Deviation	Variance	Count
1	Discount %	15.00	49.00	30.33	11.69	136.56	6

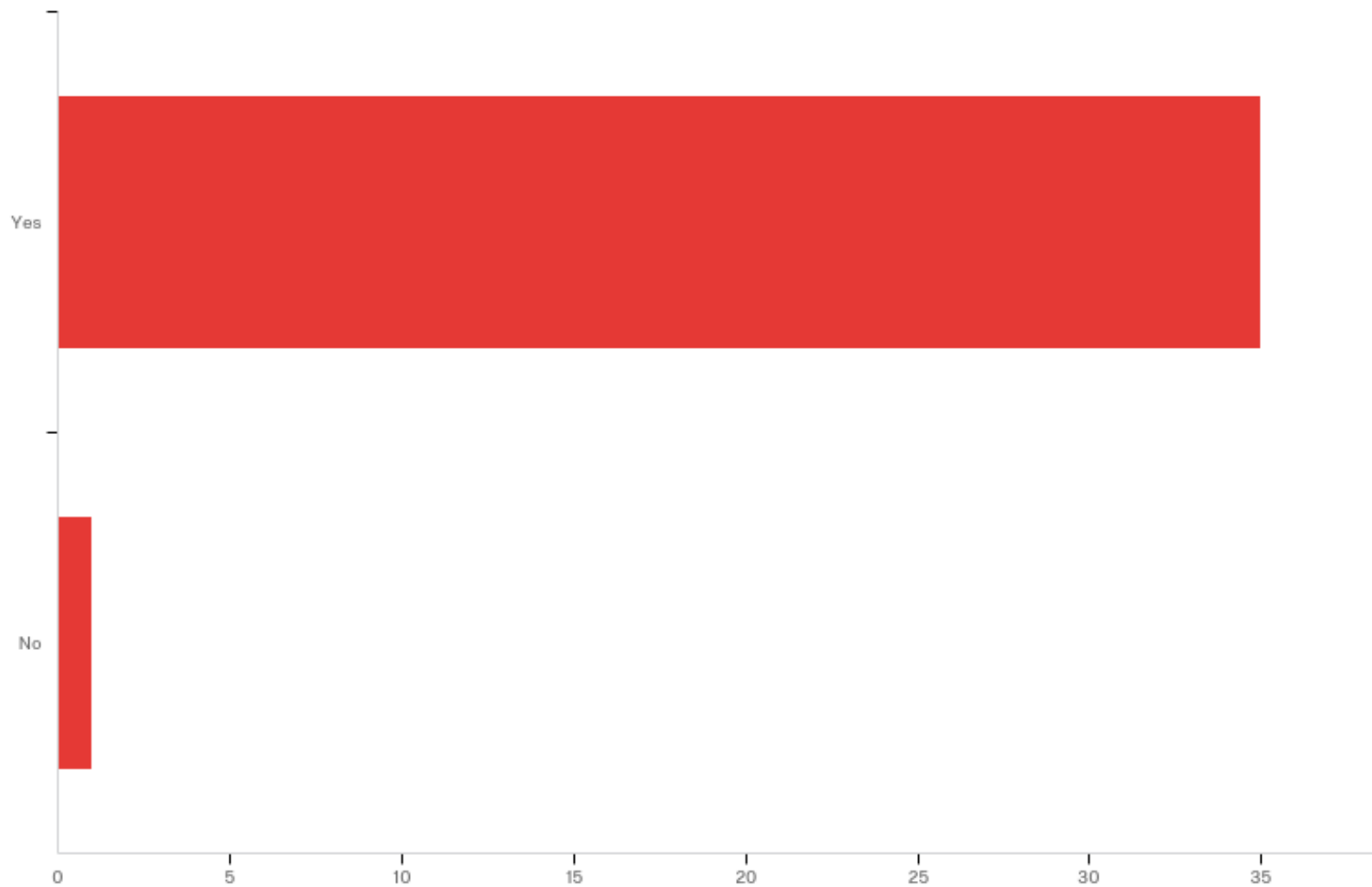
# Q29 - Are all classes billed at the same tuition rate?



## Q29 - Are all classes billed at the same tuition rate?

#	Answer	%	Count
1	Yes	80.00%	28
2	No	20.00%	7
	Total	100%	35

# Q30 - Does your university's staff have a tuition benefit?



## Q30 - Does your university's staff have a tuition benefit?

#	Answer	%	Count
1	Yes	97.22%	35
2	No	2.78%	1
	Total	100%	36

Q31 - What does the benefit cover, i.e. classes per year, classes per term, percentage of tuition and fees, etc.?

**What does the benefit cover, i.e. classes per year, classes per term, perce...**

Three 3-credit classes per year

2 classes per year

tuition

One course per term.

Percentage of tuition and fees (varies by department)

Up to one unit per semester (one or two classes)

70% of tuition for one course per semester

Discounted tuition and fees

DePaul alums are entitled to a "Double Demon" discount of 25% on all tuition fees

tuition discount

10% tuition discount

Q31 - What does the benefit cover, i.e. classes per year, classes per term, percentage of tuition and fees, etc.?

**What does the benefit cover, i.e. classes per year, classes per term, perce...**

one course per semester, tuition fees

two classes per year

half tuition, up to six hours per semester

18 credits per year at full cost save the taxes

Up to two classes per semester free, after probationary employment period

1 class per semester

18 credits per year, 100% of tuition

full tuition remission

this state program covers about 6 credits per term (quarter or semester) for classes taken at the UW or other participating state, community, and technical colleges.

one class per term

classes per term plus tuition and fees



Q31 - What does the benefit cover, i.e. classes per year, classes per term, percentage of tuition and fees, etc.?

**What does the benefit cover, i.e. classes per year, classes per term, perce...**

Tuition

Up to two classes per semester.

tuition remission

Full tuition for 8 credit hours per semester. Student fees are not included.

max of 2 classes per term, max of 6 classes per year. 100% tuition covered (registration and course fees must be paid)

2 classes per term

tuition for one class per semester via application (competitive)

classes per year

6 units, 2 classes, a semester...

full tuition for no more than two courses per semester

6 credits per term, tuition/fees but not books

Q31 - What does the benefit cover, i.e. classes per year, classes per term, percentage of tuition and fees, etc.?

**What does the benefit cover, i.e. classes per year, classes per term, perce...**

tuition for eight credit hours per semester

## Q34 - What is the total number of students in your program?

What is the total number of students in your program?
42
150
65
51
15
31
50
50
43
156
64

## Q34 - What is the total number of students in your program?

What is the total number of students in your program?

35

104

around 300

40

20

80

25

30

75

about 50

25

## Q34 - What is the total number of students in your program?

What is the total number of students in your program?

ca. 75

60

178

142

15-20

35

11

19

40

35

50

Q35 - How many students are active in your program? We define this by the number enrolled in the current term or the most recent full term, i.e. the spring term or spring quarter of 2017.

How many students are active in your program? We define this by the number...

40

150

45

40

8

23

40

50

28

145

56

Q35 - How many students are active in your program? We define this by the number enrolled in the current term or the most recent full term, i.e. the spring term or spring quarter of 2017.

How many students are active in your program? We define this by the number...
32
104
170
16
32
20
20
60
50
20
30-50

Q35 - How many students are active in your program? We define this by the number enrolled in the current term or the most recent full term, i.e. the spring term or spring quarter of 2017.

How many students are active in your program? We define this by the number...
45
79
90
10-15
24
11
7-9
42
21
48



Q36 - Describe the Applicants/Admits to your program in terms of percentage:

#	Field	Minimum	Maximum	Mean	Std Deviation	Variance	Count
1	Local	0.00	100.00	55.97	39.25	1540.90	39
2	Regional	0.00	40.00	9.35	12.62	159.28	40
3	US / National	0.00	90.00	6.65	16.59	275.23	40
4	Internatio nal	0.00	50.00	3.73	10.00	100.10	40
5	Unknown	0.00	100.00	5.00	21.79	475.00	40

Q41 - Indicate the percentage of your students by gender.

#	Field	Minimum	Maximum	Mean	Std Deviation	Variance	Count
1	Female	0.00	100.00	45.17	29.57	874.34	40
2	Male	0.00	59.00	27.26	19.55	382.04	40
3	Other or not specified	0.00	100.00	2.56	15.61	243.59	40

Q37 - Indicate the percentage of your students by race/ethnicity.

#	Field	Minimum	Maximum	Mean	Std Deviation	Variance	Count
1	Hispanic or Latino (Hispanic only, or Hispanic and any other race category)	0.00	58.00	5.36	11.25	126.64	40
2	American Indian or Alaska Native	0.00	10.00	0.64	2.21	4.87	40
3	Asian	0.00	15.00	2.03	3.70	13.73	40
4	Black or African American	0.00	60.00	11.66	15.16	229.86	40
5	Hawaiian or Other Pacific Islander	0.00	5.00	0.13	0.78	0.61	40

Q37 - Indicate the percentage of your students by race/ethnicity.

#	Field	Minimum	Maximum	Mean	Std Deviation	Variance	Count
6	White	0.00	90.00	34.61	33.40	1115.42	40
7	Two or more races (not Hispanic)	0.00	80.00	3.33	12.78	163.42	40
8	Unknown / not reported	0.00	100.00	12.24	29.74	884.37	40

Q44 - Indicate the percentage of your students in each age bracket.

#	Field	Minimum	Maximum	Mean	Std Deviation	Variance	Count
1	20-29 years	0.00	73.00	18.28	19.28	371.75	40
2	30-39 years	0.00	80.00	21.84	21.59	466.14	40
3	40-49 years	0.00	50.00	14.06	13.94	194.25	40
4	50-59 years	0.00	31.25	8.58	9.97	99.43	40
5	60 + years	0.00	43.70	4.74	8.24	67.95	40
6	Unknown	0.00	100.00	7.69	26.65	710.06	39

## Q45 - What percentage of your students are active-duty US Military?

What percentage of your students are active-duty US Military?
2
unknown
0
0
0
10
10
0
15
0
1

## Q45 - What percentage of your students are active-duty US Military?

What percentage of your students are active-duty US Military?
30%
0
0
29
0
0
unknown
10%
0%
.5
0

## Q45 - What percentage of your students are active-duty US Military?

What percentage of your students are active-duty US Military?
0
0
0
5
10
0
0



## Q46 - What percentage of your students are US Military Veterans?

What percentage of your students are US Military Veterans?
5
unknown
0
0
6%
0
15
10
5
5
8

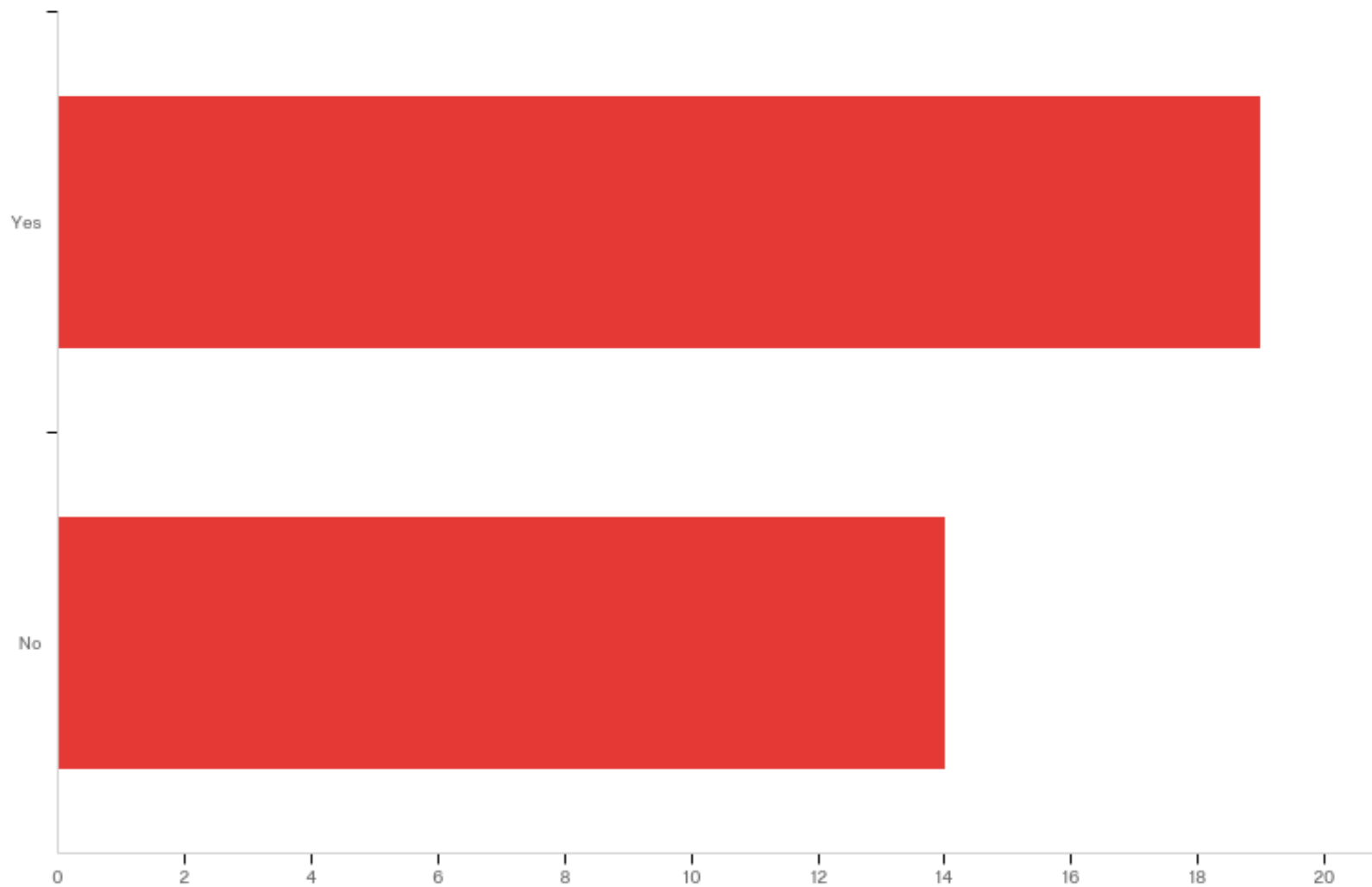
## Q46 - What percentage of your students are US Military Veterans?

What percentage of your students are US Military Veterans?
20%
?
0
41
10
5
unknown
10%
ca. 20%
25
we don't ask

## Q46 - What percentage of your students are US Military Veterans?

What percentage of your students are US Military Veterans?
5
0
5
10
0
5

# Q48 - Does your program offer online courses?



## Q48 - Does your program offer online courses?

#	Answer	%	Count
1	Yes	57.58%	19
2	No	42.42%	14
	Total	100%	33

## Q49 - What percentage of your students pursue the degree online?

What percentage of your students pursue the degree online?
0
uncertain
0
0
0
15
30
90
0
100
99%

## Q49 - What percentage of your students pursue the degree online?

What percentage of your students pursue the degree online?
0
0
100
0
80
0
25%
n/a
80
0 - we offer a few online seats for students to take classes remotely.
0

Q49 - What percentage of your students pursue the degree online?

What percentage of your students pursue the degree online?

0

0

0

0



# Q50 - What percentage of your students pursue your program full-time?

What percentage of your students pursue your program full-time?
17
40% (growing)
90
0
0
90
20
60
0
28
75%

# Q50 - What percentage of your students pursue your program full-time?

What percentage of your students pursue your program full-time?
10
15
40
25
30%
25%
5%
25
0
10
60-70%

Q50 - What percentage of your students pursue your program full-time?

What percentage of your students pursue your program full-time?
5
25
15
60
2
10

# Q51 - What percentage of your students pursue your program part-time?

What percentage of your students pursue your program part-time?
83
60% (decreasing)
100%
10
100
100%
100
80
40
100
82

Q51 - What percentage of your students pursue your program part-time?

What percentage of your students pursue your program part-time?

25%

90

85

60

75

70%

75%

95%

75

nearly all

90

# Q51 - What percentage of your students pursue your program part-time?

What percentage of your students pursue your program part-time?
30-40%
95
75
85
40
98
90

## Q52 - What percentage of your students are University Staff?

What percentage of your students are University Staff?
43
unknown
5%
06
50
10%
50
2
20
15
0

## Q52 - What percentage of your students are University Staff?

What percentage of your students are University Staff?
5
10%
20
30
30
10
unknown
30%
at least 50%
25
about half



## Q52 - What percentage of your students are University Staff?

What percentage of your students are University Staff?
35
5%
10
0
5
15
15
45

Q38 - How many total classes did your active students take in the most recent full term?

How many total classes did your active students take in the most recent full...

72

156

3

ca. 70-75

1

35

4 classes were offered, each student took 1 or 2

2

42

3

1

Q38 - How many total classes did your active students take in the most recent full term?

How many total classes did your active students take in the most recent full...
3
2
3
53
35
3
unknown
25
4
126 total, but only 62 unique classes
132

Q38 - How many total classes did your active students take in the most recent full term?

How many total classes did your active students take in the most recent full...
142
3-5
5
11
3
30
73

# Q39 - What percentage of the classes taken were on your program/MLS roster?

What percentage of the classes taken were on your program/MLS roster?

33

98%

100%

ca. 18

100

75%

100

90

23

90

100

## Q39 - What percentage of the classes taken were on your program/MLS roster?

What percentage of the classes taken were on your program/MLS roster?

100

100

50%

100

50

66

100%

25%

90%

12

99

Q39 - What percentage of the classes taken were on your program/MLS roster?

What percentage of the classes taken were on your program/MLS roster?

50

100

20

20

70

100

10

Q40 - What percentage of the classes taken were on your program/MLS online roster?

What percentage of the classes taken were on your program/MLS online roster..

0

70%

ca. 10

0

0

0

10

0

90

0

100



Q40 - What percentage of the classes taken were on your program/MLS online roster?

What percentage of the classes taken were on your program/MLS online roster..
100
0
100
0
75
unknown
25%
0%
10
3 students took classes
5

Q40 - What percentage of the classes taken were on your program/MLS online roster?

What percentage of the classes taken were on your program/MLS online roster..

0

0

0

0

Q42 - What percentage of the classes taken were on the roster of your school/division?

What percentage of the classes taken were on the roster of your school/divi...

75

100%

ca. 18

0

100%

100

100

54

100

100

100

Q42 - What percentage of the classes taken were on the roster of your school/division?

What percentage of the classes taken were on the roster of your school/divi...

100

100

100

100

60

none

80%

95%

90

0

45

Q42 - What percentage of the classes taken were on the roster of your school/division?

What percentage of the classes taken were on the roster of your school/divi...

100

50

80

90

100

20

Q43 - What percentage of the classes taken were on the roster of another school at your institution?

What percentage of the classes taken were on the roster of another school a...

25

0%

0

0

na

0

0

46

0

0

0

Q43 - What percentage of the classes taken were on the roster of another school at your institution?

What percentage of the classes taken were on the roster of another school a...
0
0
0
0
40
none
20%
0%
10
1%
5

Q43 - What percentage of the classes taken were on the roster of another school at your institution?

What percentage of the classes taken were on the roster of another school a...

0

30

0

10

0

80